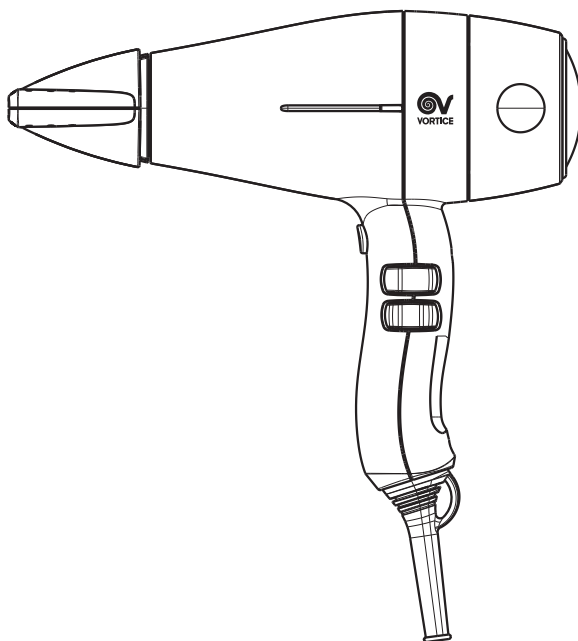




VORTPHON 2000 P



Read the instructions contained in this booklet carefully before using the appliance.
Vortice cannot assume any responsibility for damage to property or personal injury resulting from failure to abide by the instructions given in this booklet.
Following these instructions will ensure a long service life and overall electrical and mechanical reliability.
Keep this instruction booklet in a safe place.

Table of Contents

EN

Description and operation	8
Safety	8
Functions	8
Use	9
Maintenance/Cleaning	9
Disposal	44

Product description

The appliance you purchased is a plug in hairdryer with 2000 W max. power, class II for electrical insulation and IP20 water protection rating.

Box Content (fig.1)

These appliances have been designed for use in residential and commercial properties.

Safety

COMPLIANCE

- This appliance can be used by children aged from 8 years and above and persons with reduced physical, sensory or mental capabilities or lack of experience and knowledge if they have been given supervision or instruction concerning use of the appliance in a safe way and understand the hazards involved. Children shall not play with the appliance. Cleaning and user maintenance shall not be made by children without supervision.
- These appliances are designed for use in residential and commercial properties.
- The appliance must be installed by a professionally qualified electrician.
- The electrical system to which the product is connected must be in compliance with applicable regulations.
- An omnipolar switch with a contact opening distance of 3 mm or higher should be provided for installation, enabling complete disconnection under overvoltage category III conditions.
- Products equipped with three-phase wiring (T) engines ALWAYS require connection to 380-415V (or only 400V where required) three-phase lines, or also 220-240V (or only 230V where required). Any kind of modification shall be considered as product tampering and shall nullify the relative warranty. Products equipped with single-phase wiring (M) engines ALWAYS require connection to 220-240V (or only 230V where required) single-phase lines. Any kind of modification shall be considered as product tampering and shall nullify the relative warranty.



Warning:

this symbol indicates that care must be taken to avoid injury to the user

- Do not use this appliance for functions other than those described in this booklet.
- After removing the appliance from its packaging, ensure that it is complete and undamaged. If in doubt contact an authorised Vortice service centre.
- Do not leave packaging within the reach of children or differently able persons.
- Certain fundamental rules must be observed when using any electrical appliance:
 - never touch appliances with wet or damp hands;
 - never touch appliances while barefoot;
 - do not allow the unit to be operated by unsupervised children or disabled persons.
- Store the appliance out of the reach of children and disabled persons if you decide to disconnect it from the power supply and use it no more.
- Do not use the appliance where there are inflammable substances and vapours (alcohol, insecticides, petrol, etc.).

- Hold the hair dryer at a safe distance from your hair while drying it.
- Do not use any lubricants, cleaning agents, polishes or air fresheners on any part of the appliance.



Caution:

this symbol indicates that care must be taken to avoid damaging the appliance

- Do not use this appliance near bathtubs, showers, basins or other vessels containing water.
- When the hairdryer is used in a bathroom, unplug it after use since the proximity of water presents a hazard even when the hairdryer is switched off.
- Never operate the hair dryer if the supply cord is damaged.
- The mains lead of this appliance is not replaceable by the user. If the power cable becomes damaged, have it replaced immediately by an authorised Vortice Service Centre.
- Position the power supply lead so that it is not likely to be walked on or pinched by things placed on or against them.
- Do not use the hairdryer in humid or damp conditions. Do not allow the appliance to get wet i.e. dripping or splashing, as this may be dangerous.
- The slots and openings on the appliance are for ventilation. Do not cover or block them as it could lead to overheating.
- NEVER let children push anything into the holes or slots of the hairdryer.
- Regularly inspect the appliance for visible defects. If any are found, do not operate the appliance; contact your Vortice Service Centre immediately.
- If the appliance does not function correctly or develops a fault, contact your Vortice Service Centre immediately and insist that only original Vortice spares are used for repairs.
- Should the appliance be dropped or suffer a heavy blow, have it checked immediately by your Vortice Service Centre
- **WARNING:** Do not use this appliance near bathtubs, shower, basins or other vessels containing water.
- You should only plug your hairdryer into a 220-240V~50/60 Hz
- Specifications for the power supply must correspond to the electrical data on ID plate on the product.



WARNING: THE HAIRDRYER IS LIVE UNTIL THE POWER IS DISCONNECTED AT THE MAINS TO AVOID RISK OF ELECTRIC SHOCK.

- Always unplug the hairdryer after use.
- Do not use or store the hairdryer where it can get into contact with water.
- If the appliance falls into water, **UNPLUG IT IMMEDIATELY**. Do not reach into the water until the power has been disconnected.
- This hairdryer should never be left unattended when plugged in.
- Do not pull or wrap power cord around the hairdryer.
- Do not use attachments not recommended by Vortice.
- Do not stretch the cord or place the cord under strain. Keep the cord away from heated surfaces
- Never block the air vents at the rear of the hairdryer, and do not place them on a soft surface. Keep the air vents free of dust, hair, etc. Do not insert any objects into the air vents.

Installation

- Plug the hair dryer in the electrical socket.

Use

- Select the air speed with the 3-step switch (n.3, fig.2)
- Select the desired hot air temperature with the other 3-step switch (n.2, fig.2)
- Push the ON button to run the appliance. (n.1, fig.2)

Maintenance / Cleaning



Warning: Unplug the appliance before performing maintenance or cleaning operations on the product.

- Clean your appliance with a soft damp (not wet) cloth.
- Do not immerse the appliance in water or in other liquids!

ATTENTION: The cleaning of the appliance with detergents, solvents, alcohol and other chemical products is strictly prohibited.

If the hairdryer does not work:

- Make sure it is plugged into the main supply and switched on
- Make sure the ON/OFF button is on
- Check the fuse in the plug
- If the hairdryer still does not work properly, contact an authorised Vortice service centre.

Disposal

IN CERTAIN EUROPEAN UNION COUNTRIES THIS PRODUCT DOES NOT FALL WITHIN THE REQUIREMENTS OF THE NATIONAL LAWS IMPLEMENTING THE WEEE DIRECTIVE, AND IN THESE COUNTRIES THE PRODUCT IS NOT SUBJECT TO SEPARATE DISPOSAL OPERATIONS AT THE END OF ITS WORKING LIFE.

Important

This product conforms to EU Directive EU 2012/19/EC.

This appliance bears the symbol of the barred waste bin. This indicates that, at the end of its useful life, it must not be disposed of as domestic waste, but must be taken to a collection centre for waste electrical and electronic equipment, or returned to a retailer on purchase of a replacement.



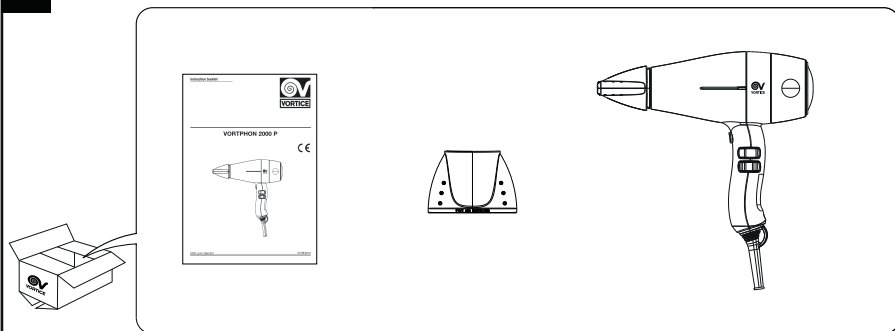
It is the user's responsibility to dispose of this appliance through the appropriate channels at the end of its useful life. Failure to do so may incur the penalties established by laws governing waste disposal.

Proper differential collection, and the subsequent recycling, processing and environmentally compatible disposal of waste equipment avoids unnecessary damage to the environment and possible related health risks, and also promotes recycling of the materials used in the appliance.

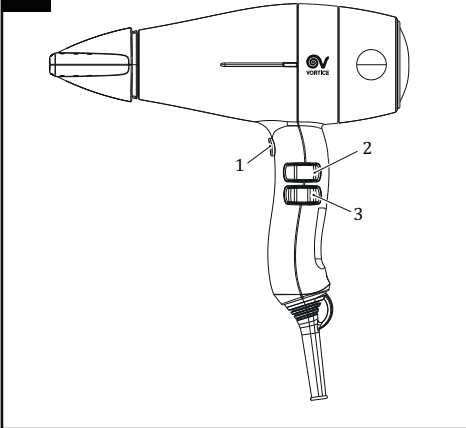
For further information on waste collection and disposal, contact your local waste disposal service, or the shop from which you purchased the appliance.

Manufacturers and importers fulfil their responsibilities for recycling, processing and environmentally compatible disposal either directly or by participating in collective systems

1



2





Vortice Elettrosociali S.p.A. si riserva il diritto di apportare tutte le varianti migliorative ai prodotti in corso di vendita.
Vortice Elettrosociali S.p.A. reserves the right to make improvements to products at any time and without prior notice.
La société Vortice Elettrosociali S.p.A. se réserve le droit d'apporter toutes les variations afin d'améliorer ses produits en cours de commercialisation.
Die Firma Vortice Elettrosociali S.p.A. behält sich vor, alle eventuellen Verbesserungsänderungen an den Produkten des Verkaufsangebots vorzunehmen.
Vortice Elettrosociali S.p.A. se reserva el derecho de incorporar todas las mejoras necesarias a los productos en fase de venta.
Vortice Elettrosociali S.p.A. 股份有限公司 保留在产品销售期间进行产品改良的权利。

VORTICE ELETTROSOCIALI S.p.A.
Strada Cerca, 2 - frazione di Zoate
20067 TRIBIANO (MI)
Tel. +39 02-90.69.91
ITALIA
vortice.com
postvendita@vortice-italy.com

VORTICE LIMITED
Beeches House - Eastern Avenue
Burton on Trent
DE13 0BB
Tel. +44 1283-492949
UNITED KINGDOM
vortice.ltd.uk
sales@vortice.ltd.uk

VORTICE LATAM S.A.
3er Piso, Oficina 9-B, Edificio
Meridiano
Guachipelin, Escazú, San José
PO Box 10-1251
Tel +506 2201 6242;
COSTA RICA
vortice-latam.com
info@vortice-latam.com

VORTICE VENTILATION SYSTEM (CHANGZHOU) CO., LTD
Building 19, No.388 West Huanghe Road, Xinbei District,
Changzhou, Jiangsu Province CAP:213000
CHINA
vortice-china.com
vortice@vortice-china.com

[illegible]

A

**TAGLIANDO INTERVENTO IN GARANZIA
CERTIFICATE OF WORK PERFORMED UNDER GUARANTEE
COUPON INTERVENTION SOUS GARANTIE**

DATA INTERVENTO
DATE OF WORK - DATE INTERVENTION

TIMBRO CENTRO ASSISTENZA
STAMP OF TECHNICAL ASSISTANCE CENTRE - CACHET SERVICE APRES-VENTE

B

**TAGLIANDO INTERVENTO IN GARANZIA
CERTIFICATE OF WORK PERFORMED UNDER GUARANTEE
COUPON INTERVENTION SOUS GARANTIE**

DATA INTERVENTO
DATE OF WORK - DATE INTERVENTION

TIMBRO CENTRO ASSISTENZA
STAMP OF TECHNICAL ASSISTANCE CENTRE - CACHET SERVICE APRES-VENTE

C

**TAGLIANDO INTERVENTO IN GARANZIA
CERTIFICATE OF WORK PERFORMED UNDER GUARANTEE
COUPON INTERVENTION SOUS GARANTIE**

DATA INTERVENTO
DATE OF WORK - DATE INTERVENTION

TIMBRO CENTRO ASSISTENZA
STAMP OF TECHNICAL ASSISTANCE CENTRE - CACHET SERVICE APRES-VENTE

D

**TAGLIANDO INTERVENTO IN GARANZIA
CERTIFICATE OF WORK PERFORMED UNDER GUARANTEE
COUPON INTERVENTION SOUS GARANTIE**

DATA INTERVENTO
DATE OF WORK - DATE INTERVENTION

TIMBRO CENTRO ASSISTENZA
STAMP OF TECHNICAL ASSISTANCE CENTRE - CACHET SERVICE APRES-VENTE

ITALIA CONDIZIONI DI GARANZIA

VORTICE ELETTROSOCIALI SPA garantisce i suoi prodotti per **2 anni** dalla data dell'acquisto, che deve essere comprovata da idoneo documento fiscale (scontrino o fattura), rilasciato dal venditore. Nel suddetto periodo di garanzia VORTICE ELETTROSOCIALI SPA si impegna, dopo aver effettuato le opportune valutazioni tecniche, a riparare o a sostituire gratuitamente le parti dell'apparecchio che risultassero affette da difetti di fabbricazione. La presente garanzia, da attivare nei modi e nei termini di seguito indicati, lascia impregiudicati i diritti derivanti al consumatore dalla applicazione del D. lgs. 24/2002. Tali diritti, conformemente alla legge, potranno essere fatti valere esclusivamente nei confronti del proprio venditore.

La presente garanzia è valida su tutto il territorio italiano.

Modalità e condizioni di attivazione della garanzia

Gli interventi in garanzia (riparazioni o sostituzioni del prodotto ovvero delle parti difettose) saranno eseguiti presso uno dei Centri di Assistenza Tecnica autorizzati da VORTICE ELETTROSOCIALI SPA, il cui indirizzo è disponibile sull'elenco telefonico alfabetico o contattando il **numero verde 800.555.777**.

La prestazione eseguita in garanzia non prolunga il periodo della garanzia. Pertanto, in caso di sostituzione del prodotto o di un suo componente, sul bene o sul singolo componente fornito in sostituzione non decorre un nuovo periodo di garanzia ma si deve tener conto della data di acquisto del prodotto originario.

UK AND IRELAND CONDITIONS OF WARRANTY

This guarantee is offered as an extra benefit and does not affect your legal rights. All electrical appliances produced by VORTICE ELETTROSOCIALI SPA are guaranteed by the Company for **2 years** against faulty material or workmanship. If any part is found to be defective in this way within the first twentyfour months from the date of purchase or hire purchase agreement, we, or our authorised service agents, will replace or at our option repair that part without any charge for materials or labour or transportation, provided that the appliance has been used only in accordance with the instructions provided with each appliance and has been not connected to an unsuitable electricity supply, or subjected to misuse, neglect or damage or modified or repaired by any person not authorised by us. The correct electricity supply voltage is shown on the rating plate attached to the appliance. This guarantee is normally available only to the original purchaser of the appliance, but the Company will consider written applications for transfer. Should any defect arise in any Vortice product and a claim under guarantee become necessary, the appliance should be carefully packed and returned to your approved Vortice stockist. This portion of the guarantee should be attached to the appliance.

ITALIA

Spedire la garanzia in busta chiusa a:

Vortice Elettrosociali S.p.A.
Strada Cerca 2
Frazione di Zoate
20067 Tribiano Milano.

☐ Autorizzo VORTICE ELETTROSOCIALI SPA ad inserire i miei dati nelle sue liste e a comunicarli a terzi per l'invio di materiale pubblicitario ed informativo. In ogni momento, a norma dell'art. 13 legge 675/96, potrò avere accesso ai miei dati, chiederne la modifica o la cancellazione oppure oppormi al loro utilizzo scrivendo a:

**Vortice Elettrosociali S.p.A.
Responsabile
trattamento dati
- Strada Cerca, 2
- Frazione di Zoate -
20067 Tribiano (MI).**

☐ Non autorizzo
(barrare se interessa)

UK-IRELAND

Send the guarantee in sealed envelope to:
Vortice Limited
Beeches House
Eastern Avenue
Burton on Trent
DE13 0BB United Kingdom

☐ I authorize VORTICE LTD. to include my personal details within their database, which they use, via a third party for the despatch of advertising material, at any time, in accordance with the regulations in force within my country. I can have access to my details and can request changes, or prohibit the usage of my details. This will be done by addressing my request directly to:

**Vortice Limited
Beeches House
Eastern Avenue
Burton on Trent
DE13 0BB United
Kingdom.**

☐ I do not authorize
(please tick if required)

OTHER COUNTRIES

Please send the guarantee to the retailer's address in the country where the appliance has been purchased.

☐ I authorize VORTICE ELETTROSOCIALI SPA and its local distributors to include my personal details within their database and they can use it through a third party for the despatch of advertising material. At any time, in accordance with the regulations in force within my country. I can have access to details and can ask to make changes, or prohibit the usage of my details. This will be done by addressing my request directly to the headquarters of the local distributor where the appliance has been bought.

☐ I do not authorize
(please tick if required)

1 GARANZIA - GUARANTEE - GARANTIE

DA CONSERVARE

TO BE RETAINED
A CONSERVER



DATA ACQUISTO
Purchase date - Date d'achat

Per poter usufruire della garanzia il cliente deve compilare e rispedire a VORTICE ELETTROSOCIALI SPA, entro 8 giorni dall'acquisto, la "Parte 2" del tagliando di garanzia, all'indirizzo e con le modalità in tale parte riportate.

La "Parte 1" del tagliando di garanzia deve essere conservata e presentata, unitamente al documento fiscale (scontrino o fattura) rilasciato dal venditore al momento dell'acquisto, al Centro di Assistenza autorizzato di VORTICE ELETTROSOCIALI SPA, che dovrà eseguire l'intervento in garanzia.

This warranty must be to the appliance should it need to be returned for servicing.
N.B. Guarantee is only valid if all details are completed correctly.

ATTENTION: pour bénéficier de la garantie, le présent certificat doit obligatoirement accompagner l'appareil présumé défectueux. Le certificat doit porter le cachet du revendeur et la date d'achat.

A default, la garantie sera comptée à partir de la date de sortie d'usine.

Esclusioni

La presente garanzia non copre:

- Le rotture provocate dal trasporto.
- difetti o guasti derivanti da uso non corretto o improprio da parte del cliente.
- difetti derivanti dal mancato rispetto delle avvertenze e condizioni d'uso indicate nel libretto di istruzioni ed uso allegato al prodotto.
- difetti derivanti da non corretta installazione ovvero da una installazione effettuata senza rispettare quanto previsto nel relativo capitolo del libretto di istruzioni ed uso.
- i guasti derivanti da un errato allacciamento alla rete di alimentazione elettrica o per tensione di alimentazione diversa da quella prevista per l'apparecchio, ovvero diversa dal limite stabilito dalle norme CEI (+/- 10% del valore nominale).

La presente garanzia non copre, inoltre, gli eventuali difetti derivanti da una cattiva manutenzione ovvero da interventi effettuati da personale non qualificato o da terzi non autorizzati.

TIMBRO RIVENDITORE

stamp of supplier
cachet du vendeur

CONF.

COLL.

DATA SPEDIZIONE

Mailing date - Date d'expédition



2 GARANZIA - GUARANTEE - GARANTIE

DA SPEDIRE (entro 8 giorni dall'acquisto)

TO SEND (within 8 days from date of purchase)
A RETOURNER (dans les 8 jours après l'achat)

TIMBRO RIVENDITORE

stamp of supplier
cachet du vendeur



DATA ACQUISTO
Purchase date - Date d'achat

DATI UTENTE / CUSTOMER DATA / COORDONNÉES DE L'UTILISATEUR

nome / name / nom _____
cognome / surname / prenom _____
via / street / rue _____
cap / post code / code postal _____
città / town _____

Dichiaro di aver preso atto delle condizioni di garanzia specificate sul certificato in mio possesso e autorizzo la gestione dei miei dati personali (v. retro).

I have read and understood the terms and conditions of this guarantee and I authorize the processing of my personal details (see overleaf).

Suivant les conditions de garantie définies par le certificat en ma possession j'autorise l'utilisation de mes coordonnées (voir au verso).

Firma / Signature / Signature _____

DATA SPEDIZIONE

Mailing date - Date d'expédition